

Ongoing - Research Postgraduate Registration Instructions

Contents

Welcome to UCC.....	3
Login – MyStudentAdmin Portal	4
Online Registration.....	5
1. Regulations/Data Protection	5
2. Biographical Details.....	6
3. Personal Public Service (PPS) Number Submission	7
4. Compulsory Address Validation	8
5. Compulsory Communication Validation.....	9
6. Address Validation	10
7. Personal Contact Details	10
8. Equal Access: Student Information	11
9. Registration of Programme	12
10. Registration of Compulsory Modules.....	13
11. Fee payment	14-20
12. Disability Support Registration.....	21-23
13. Highest Qualification on Entry	24
14. Accommodation Type	24
15. Confirmation of Registration.....	25
16. Amend your Registration	25
17. Support Contacts	26

Welcome to UCC

To take you through the registration process, we have developed this useful guide.

During registration, you will enrol on your degree programme, choose modules (if applicable), confirm/update your biographical information, complete fee payment, and download your confirmation of registration.

Wait until you receive an email to your student Umail account informing you that online registration and fee payment for the new academic year is open before following the steps below.

Your student ID card is valid for the duration of your programme. Should you need to replace your card, please visit [Student ID Cards](#) for more information.

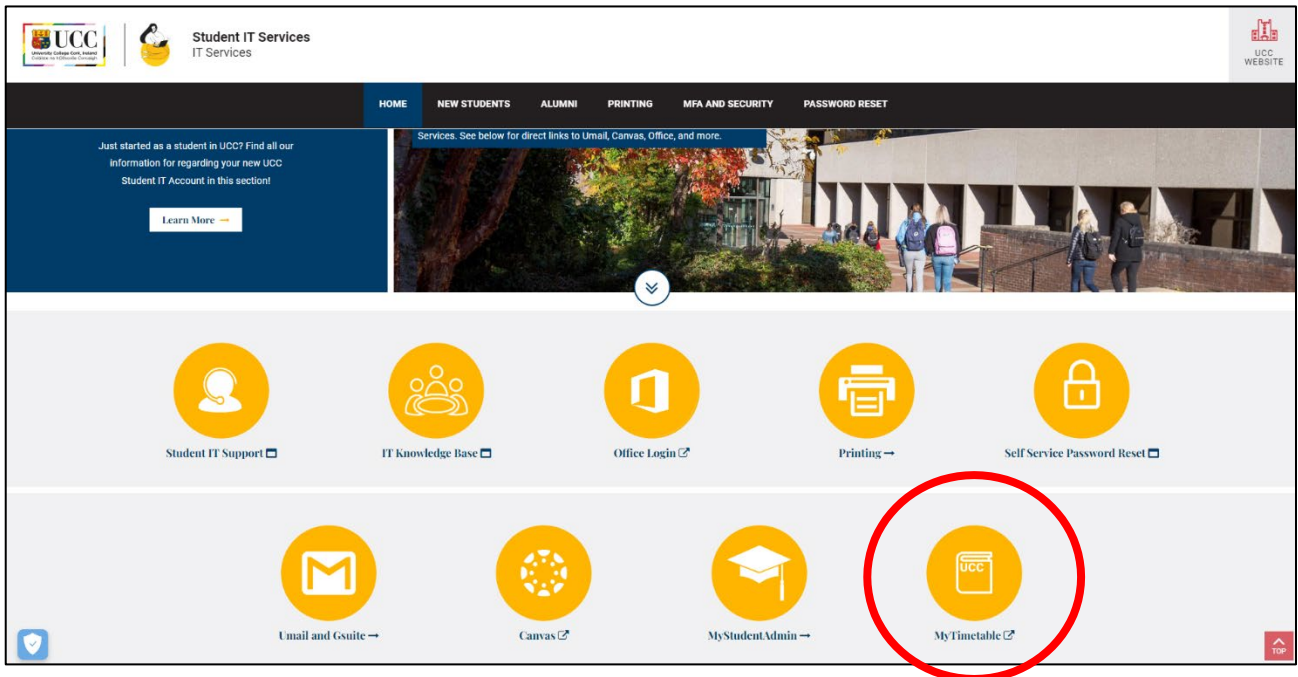
If you have a question, please check our helpful [ASK](#) page, or alternatively, submit your query using the [web enquiry form](#).

We wish you the best of luck for the upcoming academic year!

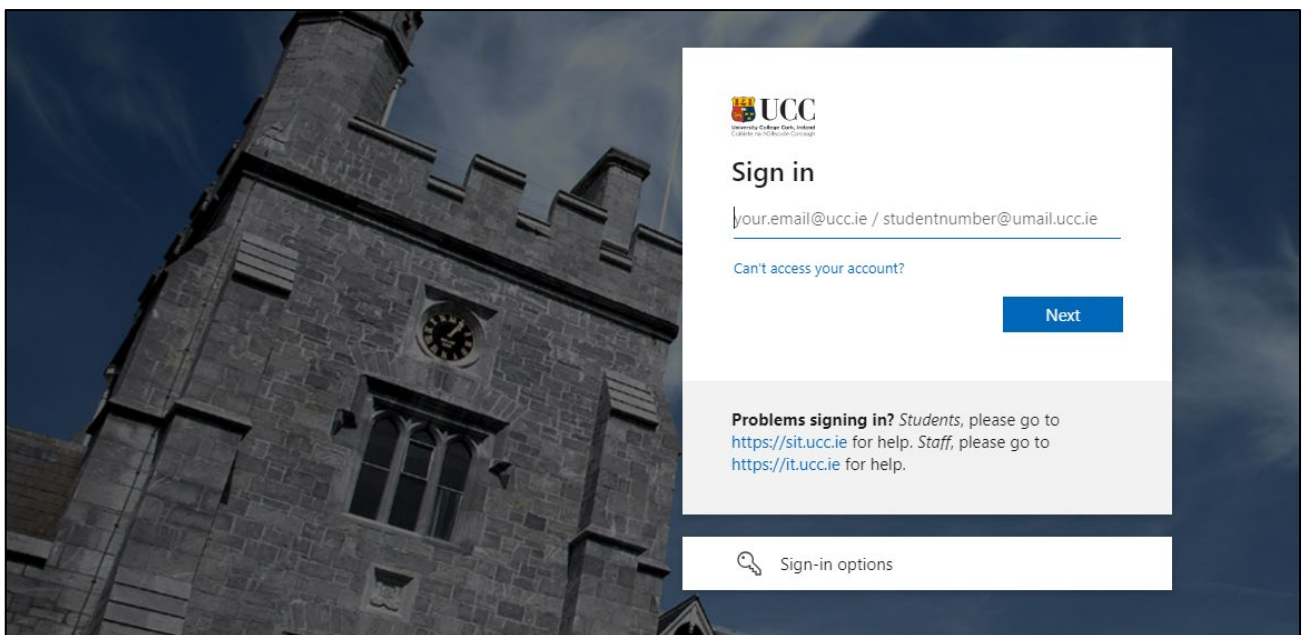
Student Records and Examinations Office

Login – MyStudentAdmin

- You must secure your UCC Student IT Account with Multi-factor Authentication (MFA) **before attempting to complete the steps below**. See the [MFA & Security](#) webpage for further information.
- Once MFA is setup, go to [IT Services for Students | University College Cork \(ucc.ie\)](#) and click on the [MyStudentAdmin](#) icon.

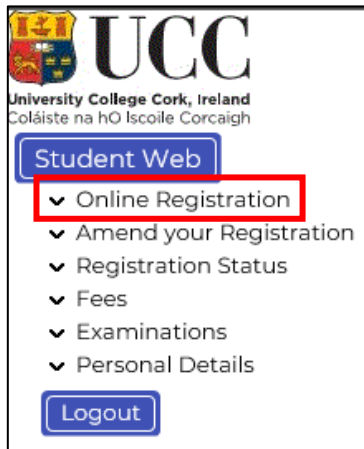


- Enter your full UCC student email address and password when prompted at the screen below:



- Please note, your student Umail account is used for ALL official communication from the University, including fees, exams and conferring information.

Online Registration



- Click “Online Registration” under the Student Web options on the left-hand side of the screen.

- The following **steps for online registration** will display.



STEP 1: Regulations/Data Protection

Read this section carefully and confirm your acceptance by selecting “**I accept**”.

The University Rules and Regulations need to be accepted to proceed.

UNIVERSITY COLLEGE CORK

Personal Information Update (DYNAMIC)

Student Number: 119666666
Name: Mr UCC Test User

Note: Use the calendar button provided to select a date in the appropriate format. All fields entered information. Click the 'Revert Changes' button to restore the initial values.

Gender: M
Date of Birth: 01-JAN-00

Last Awarding Institution Attended: 4 IRISH INST. OF TECHNOLOGY

Surname: Test User
First Names: UCC
Initials: T1

Save Revert Changes

STEP 2: Biographical Details

1. Check that your biographical details are correct.
2. Select classification of last awarding institution attended. Click "Save".

- **For EU/UK students only:** When **Registration** of your programme and modules has been completed, you will receive an email in the coming weeks containing instructions to upload personal identity documentation. Acceptable forms of Documentation include a valid Passport (Photo page), Birth Certificate, Irish NDLS Driving Licence (new Credit Card format only) or Marriage Certificate.
- **Please note for all students:** Throughout the Registration process the name you provide – and its spelling – MUST EXACTLY MATCH the name printed on any of your personal identity documents (see acceptable forms listed above).

The details provided by you informs your student record for the duration of your studies and will appear on official documentation such as your certified Academic Transcript and the Parchment received on graduation, so please make sure it is correct.
- Once you have completed **Registration** of your programme and modules, you may also book an appointment to collect your student ID card.
- If you any questions on the above, check out UCC's [ASK](#) webpage where you will find more information.

Personal Public Service Number Submission

Personal Public Service Number Submission

Student Number: 119666666

Personal Public Service Number Submission

Note:

Please supply your PPS Number in the space provided below and select Continue to proceed.

If your PPS number is displayed correctly, select Continue to proceed.

If your PPS number displayed is incorrect, please enter the correct PPS number and select Continue to proceed.

PPS Number:

12345678A

Continue

STEP 3: Personal Public Service Number Submission

You will be presented with the following screen.

If you have an Irish PPS number, and it is not already displayed, **please provide it in this block.**

If your PSS number is correct, click **“Continue”**.

If you do not have an Irish PPS number, you do not have to provide anything in this block. Simply click **“Continue”** to proceed with Registration.

STEP 4: Compulsory Address Validation

All outstanding address details need to be completed.

The first three address lines (marked with *) must be completed. Click **“Save”** after each address entry.

Emergency Contact Address: When recording address details of Emergency Contact Person, please enter the name of the person on the first line of the address field.

Term Address: This is where you will be living during the academic term. If you do not yet have a Term Address, please enter your Home Address again – you can update your Term Address later once it is finalised.

Correspondence Address: This is where you would like any correspondence from UCC to be sent.

Permanent Home Address: This is the home address where you are permanently living (this may be different to your term address if you are living away from home for the academic term). Ensure this is updated throughout your studies, as any correspondence being posted will be sent here.

The screenshot shows the UCC website interface for 'Compulsory Address Validation'. The page title is 'Compulsory Address Validation' and the student number is '124000001'. A note states: 'Note: The following Address details are required. All address lines marked with * must be supplied. Remember to save the changes, with the button provided, before continuing with the next process. Use the scroll bar on the right of the screen to view all address details.' The form is divided into two sections: 'Emergency Contact Address' and 'Term Address'. Each section has five input fields, with the first three marked with an asterisk (*). The 'Eircode' field is on the right of each section. A 'Save' button is located at the bottom right of each section. A red box highlights the first three input fields of the 'Emergency Contact Address' section, and another red box highlights the 'Save' button for that section. A third red box highlights the 'Save' button for the 'Term Address' section. The left sidebar contains navigation links such as 'Student Web', 'Online Registration', 'Regulations/Data Protection', 'Personal Information Update', 'Personal Public Service Number', 'Submission', 'Compulsory Address Validation', 'Compulsory Communication', 'Validation', 'Address Validation', 'Personal Contact Detail', 'Equal Access: Student Information', 'Programme Registration', 'Module/Subject Registration', 'Payment of Fees', 'E-Payment History', 'Disability Support Registration', 'Highest Qualification on Entry', 'Accommodation Type', 'Confirmation of Registration', 'Amend your Registration', 'Registration Status', 'Fees', 'Examinations', and 'Personal Details'. A 'Logout' button is also present.

UCC TEST141 03-MAY-23 Thursday, 15th June 202

Compulsory Communication Validation

Student Number: 124000001 Compulsory Communication Validation

Note: The following Communication details are required. All communication lines marked with * must be supplied. Remember to save the changes with the button provided before continuing with the next process.

Secondary Email

Save

STEP 5: Compulsory Communication Validation

Enter your Secondary Email and click **“Save”**. This is your **CURRENT PERSONAL** email address, such as your Gmail or Hotmail account.

Please **do not** use your Umail address.

Important! Please do not use: an email address belonging to another individual, a UCC student email or UCC staff email

UNIVERSITY COLLEGE CORK Thursday, 15th June

Address Validation

Student Number: T1966666 Address Validation

Note: If your address details have changed, enter the new details in the lines provided next to the current address details. All address lines marked with * must be supplied. Remember to save the changes, with the button provided, before continuing with the next process. Use the scroll bar on the right of the screen to view all address details.

Current Details	New Details
Permanent Home Address	Update / Enter Details Here
Apt 1	<input type="text"/>
Main Street	<input type="text"/>
Cork	<input type="text"/>
	<input type="text"/>
	Eircode <input type="text"/>
	<input type="button" value="Save"/>
Emergency/ Contact Address	Update / Enter Details Here
Test User Home 1	<input type="text"/>
Test User Main Street 1	<input type="text"/>
Test User Cork 1	<input type="text"/>
	<input type="text"/>

STEP 6: Address Validation

If you do not have an address in Cork right now, please enter your **home address** so that you can proceed to the next step. Once you have secured accommodation in Cork, please update your details immediately.

Please note you must complete all fields even if you are living at home or away. Double check your current address details. If your address has changed, please update this now and click **“Save”**.

Emergency Contact Address:* In this section, please enter the name of the person on the first line of the address field. It is mandatory for all Irish Students to enter an **Eircode. This does not apply to non-EU students.

STEP 7: Personal Contact Detail

Double check your contact details. Should you need to update any of these details, enter the updated information in the corresponding box, and click **“Save”**. Your new contact details will be displayed immediately.

UNIVERSITY COLLEGE CORK Thursday, 15th June

Personal Contact Detail

Student Number: T12341461 Personal Contact Detail

Note: If your communication details have changed, enter the new details in the line provided next to the current communication details. Lines marked with * must be supplied. Remember to save the changes with the button provided before continuing with the next process.

Current Details	New Details
Mobile Telephone Number	Update / Enter Details Here
	<input type="text"/>
	<input type="button" value="Save"/>
Home Telephone Number	Update / Enter Details Here
	<input type="text"/>
	<input type="button" value="Save"/>
Secondary Email	Update / Enter Details Here
katebrohan@icloud.com	<input type="text"/>
	<input type="button" value="Save"/>
Emergency/ Contact Telephone No	Update / Enter Details Here
	<input type="text"/>
	<input type="button" value="Save"/>

Equal Access: Student Information

Student Number: 119666666

Equal Access: Student Information

You are not required to complete the

Please continue with the Registration Process.

STEP 8: Equal Access Student Information:

As this step is only applicable to first time entrants to higher education, you are not required to complete the survey.

Please continue with the Registration Process by clicking on **“Programme Registration”**.

STEP 9: Registration of Programme

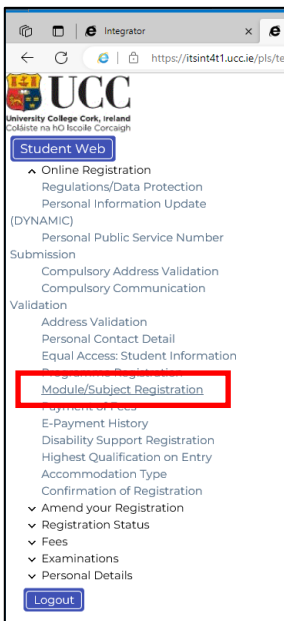
Click “**Programme Registration**”. You will be prompted that you are about to register.

Check that the correct Programme is listed and click “**Yes**” to continue the registration process.

- If the correct programme is not listed at this step, contact [Thesis Submission](#).
- Please note: **FITNESS TO PRACTISE** is applicable to certain programmes.

If your selected programme is subject to UCC’s Fitness to Practise Policy, you must read and complete the Fitness to Practise Section by completing the Declaration as appropriate *before* you can complete the registration of your programme. For more information see:

<http://www.ucc.ie/en/academicsecretariat/fitnesstopractise/>.



STEP 10: Registration of Compulsory Modules

All PhD and research master students **must** select a module - this module is the main subject area of your research.

Please note that this module is *not a taught module* – this module is to confirm the area of your research.

Once selected, click **“Continue”** to register your subject area.

Subjects/Modules	Semester	Compulsory	Credits
<input type="checkbox"/> * X XXX	Research.	No	90

- If the details for your subject/module area are incorrect, please contact [Thesis Submission](#).
- Research Students who wish to register for taught modules should visit [Current Research Students](#).

Fee Payment

STEP 12: Payment of Fees

Click “**Payment of Fees**”. Read the **Fee Debtor Policy** ([UCC Student Debtor Policy](#)) to ensure that you are aware of the terms and conditions with regard to payment of your fees.

Your payment options will be displayed on this screen. The payment options may differ slightly depending on the category applicable to you.

Click on the option that applies to you.

There are four categories of Postgraduate Student, each of which will be presented with a slightly different payment screen displaying the relevant fee options (see next page):

1. Postgraduate EU Student 1st Year / Ongoing

You will be presented with a choice of 4 payment options:

- Full Tuition Fees
- First Instalment of Tuition Fees
- SUSI Applicants
- Funded
- International Students in receipt of a Canadian or US Federal Loan should select the “Funded” option on the screen they are presented with. They can subsequently select their funding.

2. Postgraduate Non-EU International 1st Year Student

You will be presented with a choice of 3 payment options:

- Full Fee Liability
- 100% Funded
- First Year International Students can pay in 2 instalments. First instalment should have been paid before registration. If not, please blank out the full fee on step ‘Payment of Fees’ and input first 50% that’s due prior to but only now been paid at registration.

3. Postgraduate International Student Ongoing Student

You will be presented with a choice 3 payment options:

- Full Fee Liability
- First Instalment of Tuition Fee
- 100% Funded

4. Postgraduate CPD (Continuing Professional Education) Student

You will be presented with 1 payment option:


- Fees Due
- Funded

Full Amount or First Instalment Payment Options and SUSI Applicant Option where SUSI student must pay €138 at registration.

- **Read this screen carefully** – some bank cards have a transaction limit which may necessitate multiple transactions to complete fee payment.
- Click **“Proceed”** to begin the fee payment process.

UNIVERSITY COLLEGE CORK	Thursday, 15th June 20
Payment of Fees.	
Amount Due: €3138	
Important Information: If you are using a Visa Card you should be able to settle the amount above in one payment transaction on the next screen.	
If you are using a Visa Debit Card (laser card) you may be restricted by your card provider to a €1500 transaction limit. If this is the case and the Amount Due Now is greater than €1500 you will need to complete your payment using more than one on-line payment transaction as follows:	
1. Adjust the 'Amount to Pay' on the next payment screen to €1500 and complete the payment transaction.	
2. Follow the remaining steps to complete your registration.	
3. Go to the 'Fees' option and click 'Pay Outstanding Fees' (It is important to note that the 'Amount Now Due' may not be fully updated at this point but you should adjust it to the balance you need to pay to settle your registration payment).	
If you are satisfied that you do not have a transaction limit on your Visa Debit Card then you can process the full amount above in one transaction on the next screen.	
You should note that if the transaction limit is in place and you input an amount greater than €1500 on the payment screen you will get an unsuccessful payment notification. We would then recommend that you return to the Payment Screen and follow the multiple payment process as outlined above or use a Visa Card.	
Please select 'Proceed' to the E Payment Screen.	
<input type="button" value="Proceed"/>	

- In the following screen you can change the amount in the **Amount to Pay (EUR)** box, by backspacing out the amount that defaults into this box and inputting the amount you wish to pay.

UNIVERSITY COLLEGE CORK		Thursday, 15th June 20	
Student Number: 11966666		Payment of Fees	
Note: Click the "Pay Now" button to continue with the transaction.			
Amount To Pay (EUR):	<input type="text" value="3138"/>		
Card Holder Name	<input type="text"/>		
Payment Type:	Fee Account Payments ▾		
Note: Strong Customer Authentication (SCA) brings changes to fight fraud and make card payments more secure. To ensure this, it is now required that the Card Holders details need to be submitted with each payment made. Please ensure that all the details as required below are supplied before selecting "Pay Now".			
Card Holder E-mail Address	<input type="text"/>		
International Country Code	353 ▾	Mobile Phone Number	<input type="text"/>
Address Line 1	<input type="text"/>		
Address Line 2	<input type="text"/>		
Address Line 3	<input type="text"/>		
City	<input type="text"/>		
Postal Code/EIRCODE	<input type="text"/>		
Country:	Ireland ▾		
Note: If the address supplied above is not in Ireland, use the List function  to select the country related to the address.			
Check that the amount in the box above is correct before clicking 'Pay Now'			
<input type="button" value="Pay Now"/>			

Please ensure to provide all details above in relation to the account holder.

Failure of the data entered above to match that provided to the bank by cardholder may result in the payment not been processed by your bank. If this occurs, error code '111' will appear:

111 "Strong Customer Authentication Required"

"Strong Customer Authentication (**SCA**) works to ensure that it is genuinely you whenever you log in or authorise payments while **banking** online. It is designed to help keep your financial information safe and make online **banking** even more secure".

Please refer to the link below to ensure you payment at registration is successfully processed.

<https://www.ucc.ie/en/media/support/financeoffice/fees/FeesOffice-ExtraSecurityMeasures.pdf>

- The following card details screen will display:

Enter all the **mandatory** fields, as follows:

- *Card type (for *Visa Debit* select *Visa*)
- *Card Number
- *Security Code (cvn number is not applicable to laser cards)
- *Expiry Date
- *Cardholder Name

and click **“Pay Now”**.

- NB: The system will require time to process the payment. Do not refresh your screen or hit the back button as it may impact on your fee payment.

UNIVERSITY COLLEGE CORK				Thursday, 15th June 2023	
E-Payment History					
Student Number: 119666666					
Name: Mr UCC Test User					
Payment Transaction Number	Bank Ref.	Payment Date	Transaction Status	Transaction Amount	
820369		06-DEC-2019	In Progress / Transaction Failed	3105.00	
820368		06-DEC-2019	In Progress / Transaction Failed	3105.00	
818942		29-NOV-2019	In Progress / Transaction Failed	3185.00	
818938		29-NOV-2019	In Progress / Transaction Failed	3185.00	
817727		20-NOV-2019	In Progress / Transaction Failed	1.00	
817411		18-NOV-2019	In Progress / Transaction Failed	1234.00	

Once the transaction has been completed, the *Successful E-Payment* screen is displayed.

An email receipt will be issued to you.

Click **Print** if you require a paper copy of your receipt.

SUSI Applicant Option

First Year Postgraduate SUSI application

The screenshot shows a form with the following elements:

- Fields for "Student Number:" and "Name:".
- A text prompt: "Please enter your SUSI Number in the space provided and click on 'Proceed' to continue:" followed by a text input field containing "W161711111111".
- A red "Note" stating: "All SUSI Applicants should note SUSI processing is currently underway for the current academic year. If you subsequ".
- Two options: "a. No award from SUSI - You are liable for the full fee liability." and "b. Full/Partial award - You are liable for the full fee liability not covered by the SUSI grant."
- A "Proceed" button.

If you are a **First Year Postgraduate SUSI application**, you will be prompted for your SUSI number. Enter your SUSI number and click **“Proceed”**.

Ongoing Postgraduate SUSI application

The screenshot shows a form with the following elements:

- Fields for "Student Number:" and "Name:".
- A "Payment of Fees" button.
- A text prompt: "Your SUSI number according to the University records is as follows" followed by a redacted area.
- A red "Note" stating: "If the SUSI number quoted above is correct please proceed to the payment selected by selecting 'Proceed' below. If the SUSI number quoted above is not correct, please contact the Fees Office to amend their records accordingly, but selecting 'Proceed' to continue with the payment of the selected p".
- A "Proceed" button.

Figure 1: Ongoing SUSI

If you are an **Ongoing Postgraduate SUSI application**, you will be presented with the following screen. Click **“Proceed”**.

Funded or 100% Funded

- Use the drop-down menu to select the type of funding you are in receipt of.
- Click “Proceed”.

UCC
Coláiste na hOileáine Corcaigh
University College Cork, Ireland

Test03: 01-Jun-16 Thursday, 28th July 2016

Payment of Fees

Student Number: [Redacted]
Name: [Redacted]

Select the Funding Code from the list of values supplied. Note: Click on the drop down to display the valid Funding Code from. Select your Funding and select 'Proceed' to continue. If the Fund you are entitled to is not listed use 'Previous'.

Departmental Funding
HSE/Hospital Funding
International Embassy
Malaysian Funding
Research Project
Scholarships
Tyndall Funding

Previous Proceed

- Please select the relevant funding. You will be sent an email requesting that you upload **proof of funding**. Please submit your **proof of funding** by uploading the relevant document where requested.
- For the 2023/2024 Academic Year, all funding proof must be submitted electronically as there will be no facility to submit physical letters to the Fees Office to support your funding.
- You will be presented with the following screen:

Student Number [Redacted]
Name: [Redacted]

Payment of Fees.

Your choice of funding has been recorded and you have to contact the Fees Office with your Funding Documentation.
No Fees are currently Due. - Please proceed to the next option by selecting 'Proceed' below.

Proceed

Click “Proceed” to continue to the next step in the Online Registration

Statement of Fees - Self Service


Statement of Fees is now available for you to print.

It is recommended that you access and print this statement instead of requesting these statements from the Fees Office.

The Statement of Fees can be used for:

- Loan Applications
- Visa Requirements
- Where your employer is paying your Fees and requires an invoice to process a payment on your behalf. This statement can be used along with UCC Fee Account details see <https://www.ucc.ie/en/financeoffice/fees/feepayments>

You can select this statement at the Fees step under **Fee Account Statement**.

UNIVERSITY COLLEGE CORK			Monday, 19th June		
Fee Accounts Statement					
					
PAGE: 1					
UCC Test User		Student:		119666666	
Apt 1		Statement Date:		19-JUN-2023 11:39	
Main Street		Transactions Up To:		19-JUN-2023	
Cork		Reference:		BCOM 1	
Date	Reference	Description	Debit	Credit	Balance
Fee Accounts					
02-AUG-2022		Opening Balance			0.00
24-MAY-2023	BAO 1	BA (Non Degree)	2685.00		2685.00
24-MAY-2023	BAO 2	BA (Non Degree)	2685.00		5370.00
19-JUN-2023	03 0 1	CAPITATION FEE	138.00		5508.00
19-JUN-2023	03 0 1	REGISTRATION FEE	3000.00		8508.00

Step 13: Disability Support Registration

As part of your registration, you will be asked if you wish to register with the Disability Support Service (DSS). This service supports students with a diagnosed disability and students with a wide range of specific learning difficulties such as Dyslexia, Dyspraxia, and students with AS.

UNIVERSITY COLLEGE CORK

Monday, 19th June 2023

Disability Support Registration

Student Number: 96728574 Disability Support Registration

Disability Support Registration (DS)

If you are a student **with a diagnosed disability** or a **specific learning difficulty**, you can register with Disability Support on this screen.

Registration with Disability Support can take place at any point throughout the academic year but please note that **deadlines apply for requesting exam accommodations**. To find out more information please click here: <https://www.ucc.ie/en/dss/studentfaq/studentexamsfaq/>

If you **do not** have a **diagnosed disability** or **specific learning difficulty**, please click the 'I do not need to register for DSS' button at the bottom of this screen.

This is the first step in registering with the Disability Support and UCC encourages students with disabilities to disclose information on their disability/specific learning difficulty to Disability Support as this will enable staff to work with you to identify and put in place supports you may require while a student in UCC.

Once you begin your registration the Advisor assigned to you will be in contact to ask that you **upload appropriate medical verification** and once this is received you will be **offered an appointment**.

Please see here for accepted documentation:
<http://accesscollege.ie/dare/providing-evidence-of-your-disability/>

Click here if you wish to register with the Disability Support Service.

If you do not need to register with the DSS, click here. You will be taken to **Step 13: "Highest Qualification on Entry"**.

Please state your primary disability by selecting from the drop-down list, and then click **"Continue"**.

UNIVERSITY COLLEGE CORK

Monday, 19th June 2023

Disability Support Registration

Student Number: 96728574 Disability Support Registration

* Primary Disability (for which you have documentary evidence):

Please Select From The List

- BLIND
- VISION IMPAIRMENT
- DEAF
- HARD OF HEARING
- DYSLEXIA
- WHEELCHAIR USER
- MOBILITY DIFFICULTY
- MENTAL HEALTH DIFFICULTY
- SIGNIFICANT ONGOING ILLNESS
- DYSPRAXIA
- ADD/ADHD
- AUTISM
- NEUROLOGICAL CONDITION
- DYSCALCULIA
- LANGUAGE/COMMUNICATION DIFF
- AUDITORY PROCESSING DIS
- PROCESSING DIFFICULTY

Please see here for accepted documentation:
<http://accesscollege.ie/dare/providing-evidence-of-your-disability/>

Please note your DSS registration will not be complete and you will not be eligible for any supports until DSS receive this evidence of disability.

If you have any questions in relation to the above, please contact DSS on 021 4904848.

UNIVERSITY COLLEGE CORK

Disability Support Registration

Student Number: 96728574

IMPORTANT - Each student registering with the Disability Support Service must read this Data Protection Notice carefully.

The **Acceptance Tick Box** at the end of this screen **must be selected** before pressing the 'Continue to Review & Complete Registration' button also at the end of this screen.

Data Protection Notice

At University College Cork, we treat your privacy seriously. Any personal data which you provide to the University will be treated with the highest standards of security and accordance with Irish and European Data Protection legislation. This notice sets out details of the information that we collect, how we process it and who we share it with your rights under data protection law in relation to our processing of your data.

Who we are:

Throughout this Notice, "we", "us" and "our" refers to Disability Support Service University College Cork. For more information about us, please refer to our website: www.ucc.ie

How we collect your personal data:

We collect your data from you when you complete this form. It will be used by us only in accordance with the purposes outlined in this notice.

The purpose and legal basis for collecting your data:

Any personal data you provide to us via this registration form will be processed fairly and lawfully.

The purpose of collecting this data is to register you with the Disability Support Service and begin the Needs Assessment. This will identify reasonable accommodations in place for you while in UCC. Any personal data you provide to us via this form will only be shared on a need-to-know basis.

The Data Protection Acts allows us to process your data because you have provided your explicit consent. You are entitled to withdraw your consent at any time. If you do consent, the Disability Support Service will no longer process your personal data and will take steps to delete all reference to you from our data securely.

Continue to Review & Complete Registration **Go Back**

You will then be taken to the Data Protection Notice. It is important that you read and understand this notice.

You will need to confirm that you have read and accepted the Data Protection Notice by ticking this box.

Once you have confirmed your acceptance, click on **“Continue to Review & Complete Registration”**.

- The following screen will ask you to confirm your registration details:

UNIVERSITY COLLEGE CORK

Monday, 19th June 2023

Disability Support Registration

Student Number: 96728574

Review and Confirm DSS Registration Details

Primary Disability: PROCESSING DIFFICULTY

Data Protection Notice: You have confirmed your acceptance of the Data Protection Notice.

Confirm DSS Registration:

The above information is accurate, true and correct.

I will notify DSS if the above information needs to be otherwise updated during the course of my studies at UCC.

Confirm DSS Registration **Go Back**

- You will also get an email to your UCC Student Account to confirm your DSS registration details.
- Once your DSS registration has been submitted, an Advisor from the DSS will be in contact with you to arrange an appointment for your Needs Assessment.
- A Needs Assessment can take approximately 30 minutes to an hour and will look at any supports you may need during your time at UCC.

If you are already registered with the Disability Support Service, you will see the following screen. If your needs have changed, or you require further support, please contact your designated advisor.

Disability Support Registration

Already Registered with DSS

Our records indicate that you have either registered with the DSS before, or have DSS Registration request submitted which is waiting to be confirmed.

If you believe this to be an error, please email us at dssinfo@ucc.ie or telephone 021 4904848.

If this is correct, but you would like to add or change details pertaining to your DSS record, please contact us directly to arrange a meeting.

If you would like to arrange a meeting with a member of DSS, please email us at dssinfo@ucc.ie or telephone 021 4904848.

Please proceed to the next option by selecting the **Proceed** button at the end of the screen.

Proceed


- **N.B.** Should you have any queries or concerns when completing or reviewing your DSS registration, please contact the DSS Office directly on dssinfo@ucc.ie.

Highest Qualification on Entry

Student Number: 119666666

Highest Qualification on Entry

Qualification	BCOM - BComm
Year	2024

Note: Use the list of values button  provided to access a list of pre-defined values. Click the 'Save' button in order to submit your selection. Click the 'Clear Form' button to clear the inserted values.

Highest Qualification on Entry

Unknown 

Step 14: Highest Qualification on Entry

Using the drop-down menu, select your highest qualification to date. Click **"Save"**.

Accommodation Type

Student Number: 119666666

Accommodation Type

Qualification	BCOM - BComm
Year	2024

NOTE: Select one of the following to indicate where you live during term time. Save your selection before proceeding to the next step.

- Parental Home
- College Accommodation (incl. off-campus)
- Rented Accommodation
- Own House (house,apartment)
- Other Accommodation
- Not Specified

Step 15: Accommodation Type

Select the accommodation type you will be occupying during the current academic year. Click **"Save"**.

The Confirmation of Registration screen is an up-to-date record of your current registration. ANY changes to your registration will be reflected here immediately.

For programmes where Garda Vetting is compulsory you will be required to read and accept that you are only provisionally registered until these processes are complete.

Please note: You may amend the elective modules you have selected during registration, within the Change of Module deadline (*2 weeks after the start of each Semester*).

UNIVERSITY COLLEGE CORK		Th	
<u>Confirmation of Registration</u>			
Name:	Ucc Test User		
Student ID:	119666666		
Permanent Address:	Apt 1 Main Street Cork		
Term Address:	123 Bother Bui Main Street Cork		
Registered Programme:	BComm I Full Time (BCOM I)		
Registered Modules/Subjects for Academic Year:	2023/2024		
<div style="background-color: #e0e0e0; padding: 5px;"> </div>			
Module		Credits	
BU1000	Developing Critical Thinking Skills	5.00	Semester 1 & 2
<div style="background-color: #e0e0e0; padding: 5px;"> </div>			
Student Records and Examinations Office			
Date: 15-Jun-2023			
<hr/>			
<u>For Office Use Only</u>			
Date of Birth: 01-JAN-00			
PPS Number: 12345678A, Gender: Male			

Step 16: Confirmation of Registration

When you have completed subject/module registration, a letter confirming the details of your current registration will be generated on this screen.

Please download to your phone as this will be required for collection of your ID card.

Using the Printer Friendly Format button, print this screen if required.

Step 17: Amend your Registration

Research students who wish to amend their registration must complete a [Research Registration Change Request Form](#).

Ensure that you log out by clicking the Logout at the bottom of the screen.

Support Contacts

The following is available to help you with any queries you may have on registering for your programme:

Registration Helpdesk

Opening hours:	Monday – Friday
----------------	-----------------

	8:30am – 5pm
--	--------------

Phone:	(021) 2427409
--------	---------------

Student IT Support for queries such as MFA, MyStudentAdmin log-in difficulties

Opening hours:	Monday – Friday	Saturday - Sunday	
----------------	-----------------	-------------------	--

	8:30am – 9pm	10:00am – 5pm	
--	--------------	---------------	--

--	--	--	--

Phone:	(021) 4902120		
--------	---------------	--	--

Email:	sit@ucc.ie or alternatively log a support call . You can also chat to IT Services using MS Teams .		
--------	--	--	--

Answers to your UCC related questions can be found at UCC's [ASK website](#) or, you can [contact us](#) directly.